

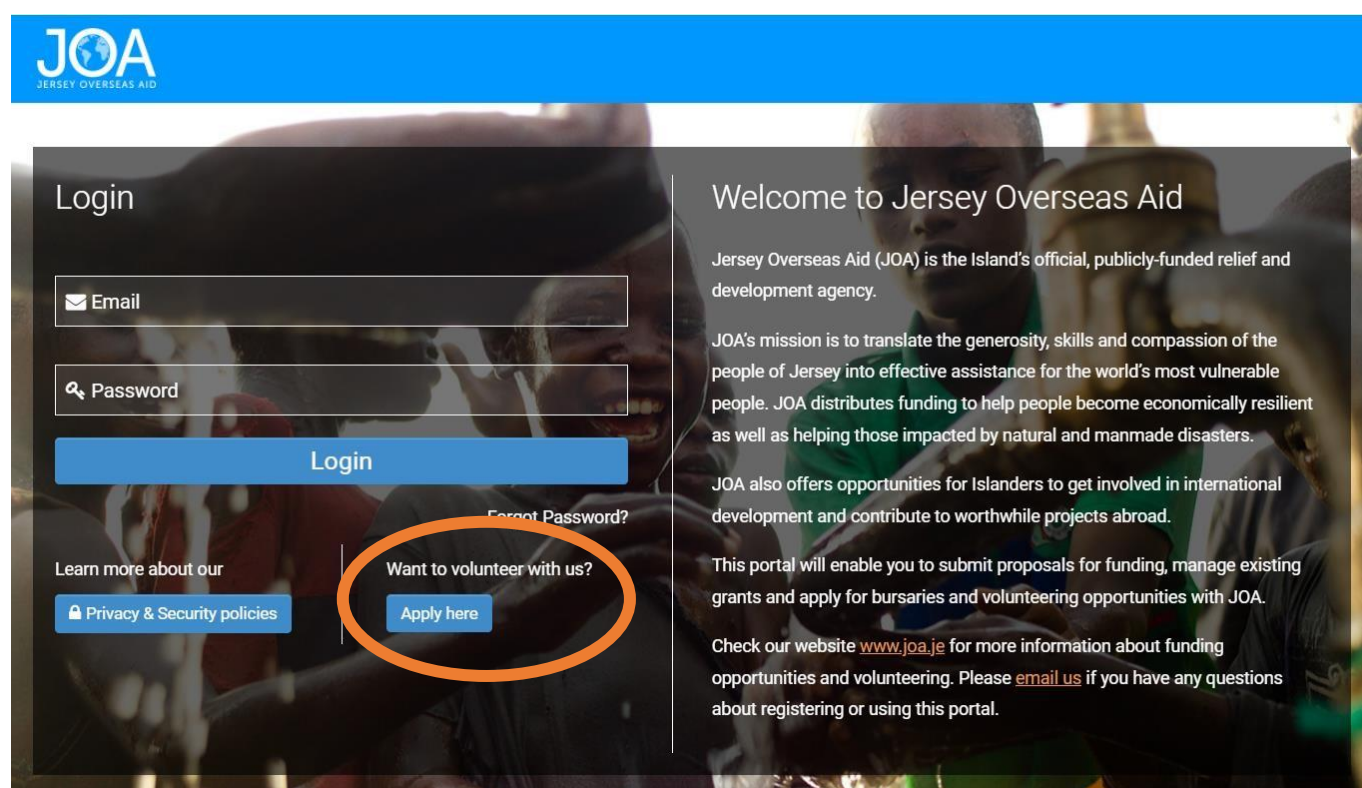
Step 1: Registration

Please visit:

joa.smartsimpleuk.com

If you already have a username and password, please login and skip to step 2.

Please click on the **Apply here** button

A screenshot of the JOA website's login and registration interface. The page has a blue header with the JOA logo. The main content area is divided into two sections. On the left, there is a 'Login' section with input fields for 'Email' and 'Password', a blue 'Login' button, and a 'Forgot Password?' link. Below this is a 'Learn more about our' section with a 'Privacy & Security policies' link. On the right, there is a 'Welcome to Jersey Overseas Aid' section with a paragraph about JOA's mission, a paragraph about opportunities for Islanders, and a paragraph about the portal's functionality. At the bottom of the right section, there is a link to the website and a link to email the user. A blue button labeled 'Apply here' is circled in orange, and it is located next to the text 'Want to volunteer with us?'.

Login

Email

Password

Login

Forgot Password?

Learn more about our

Privacy & Security policies

Want to volunteer with us?

Apply here

Welcome to Jersey Overseas Aid

Jersey Overseas Aid (JOA) is the Island's official, publicly-funded relief and development agency.

JOA's mission is to translate the generosity, skills and compassion of the people of Jersey into effective assistance for the world's most vulnerable people. JOA distributes funding to help people become economically resilient as well as helping those impacted by natural and manmade disasters.

JOA also offers opportunities for Islanders to get involved in international development and contribute to worthwhile projects abroad.

This portal will enable you to submit proposals for funding, manage existing grants and apply for bursaries and volunteering opportunities with JOA.

Check our website www.joa.je for more information about funding opportunities and volunteering. Please [email us](mailto:email@joa.je) if you have any questions about registering or using this portal.

Please note: You must be over 18 and have been resident in Jersey for at least 5 years to apply.

Please complete the contact information on the registration form. Once this is submitted you will receive a registration email containing your username and temporary password to access the SmartSimple system, ready to apply for a volunteer project.

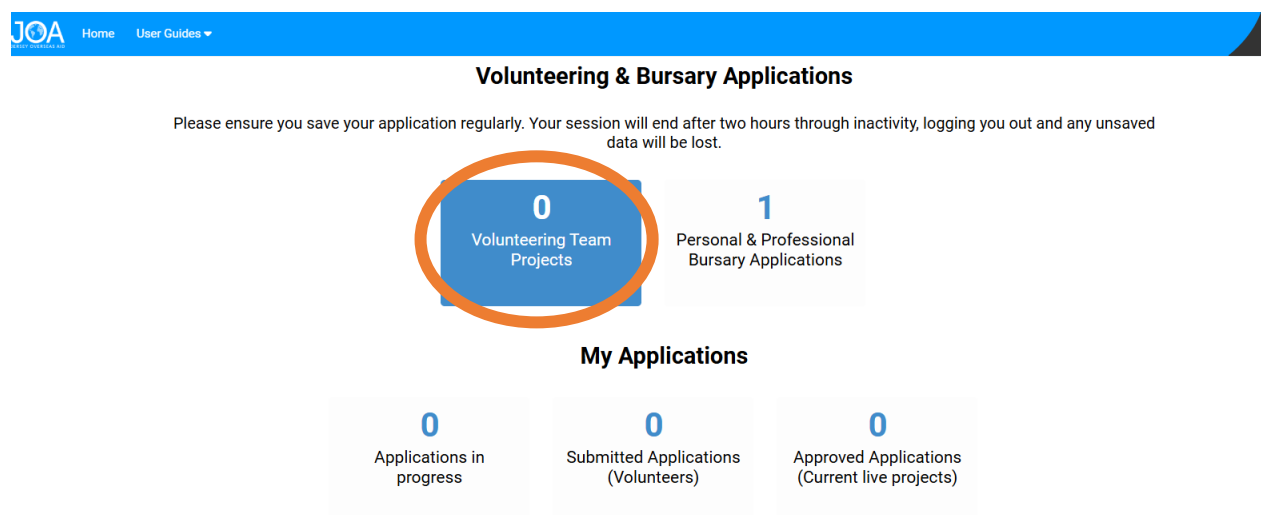
It may take up to 5 minutes for the username and password to be sent to your email address. Please check your junk/spam folders if your registration email does not appear directly into your inbox.

Step 2: Apply for a volunteer project

You should now have a username and password to [login to SmartSimple](#).

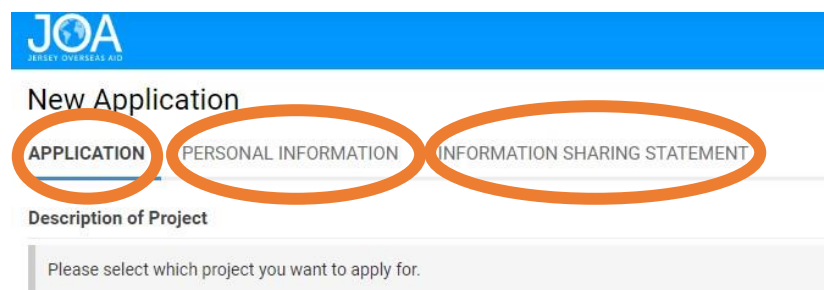
For security reasons, you may be asked for a verification code the first time you login. The verification code will be automatically sent to your email address.

Once you have logged into the system, you will be directed to your dashboard, as below:



Select **Volunteering Team Projects** and then click the **Apply now** tab. Select the volunteer project you wish to apply for (download and read the project information packs [here](#)), fill out all the information requested on each of the three tabs, as below, and submit.

Note: Applicants may only apply for one of the three projects offered. Please take the time to consider your choice.



The 'New Application' form has three tabs: **APPLICATION**, **PERSONAL INFORMATION**, and **INFORMATION SHARING STATEMENT**. The **APPLICATION** tab is selected and circled. Below the tabs, there is a section titled 'Description of Project' with a text input field containing the placeholder text: 'Please select which project you want to apply for.'

After submitting your application, you will see the below notification:

Successfully Submitted

Your application has been submitted, you should receive an email shortly. Thank you.

**The deadline for applications is midnight on Sunday 19th October 2025.
Interviews will be held October – November 2025.**